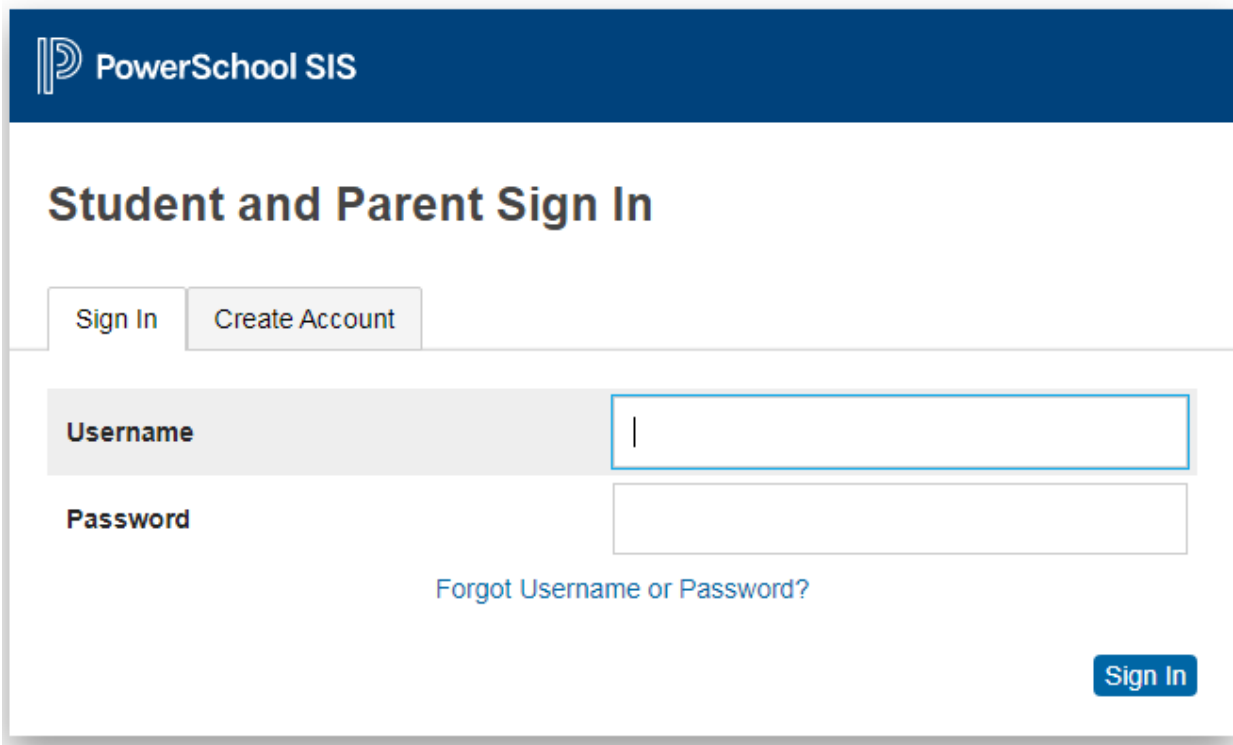


Online Registration for Returning Students

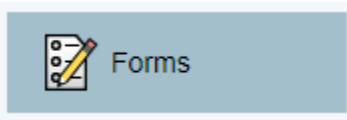
<https://sau35.powerschool.com/public/>

Enter your username and password, if you have forgotten either, there is a Forgot Username or Password link. If you have never created your parent account for PowerSchool there is a tab for create account.

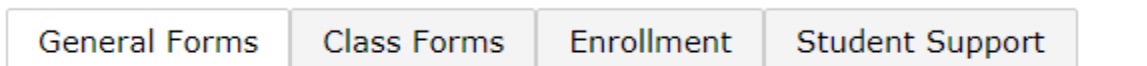


The screenshot shows the PowerSchool SIS login interface. At the top is a dark blue header with the PowerSchool SIS logo. Below the header is a white section titled "Student and Parent Sign In". There are two tabs: "Sign In" (selected) and "Create Account". Below the tabs are two input fields: "Username" and "Password". A blue "Sign In" button is located at the bottom right. A link "Forgot Username or Password?" is positioned below the password field.

Once logged into your parent portal, on the left side **select FORMS**



At the top, there are all the different areas where forms will be located, click through them and fill out any forms and submit each one please.



You will see on the left the status of each form

Legend

Icons  - Form Empty  - Form Approved / Populated  - Form Not Approved  - Form Rejected